

ASSEMBLY INSTRUCTIONS

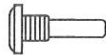
A. Dia.8XL45 2pcs



B. Dia.6XL20 6pcs



C. 2pcs



D. Dia.6X25 4pcs



E: 8pcs



F: Dia.8x35 18pcs



G: 18pcs



H 4pcs



I 1pcs



J 1pcs



K 1pcs



L 5mm 1pcs



O. Dia.8XL60 1pcs



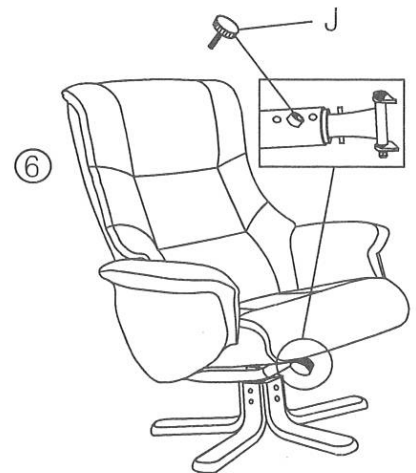
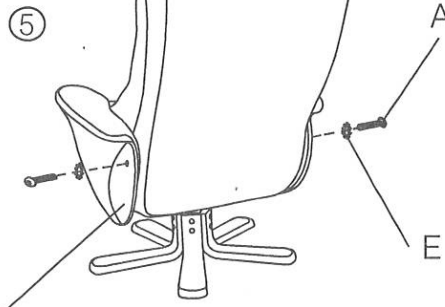
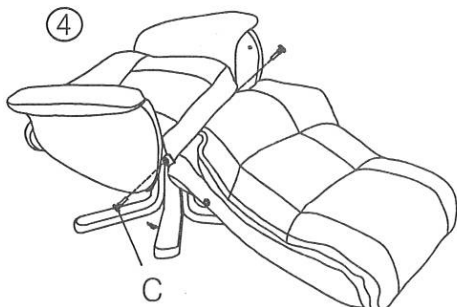
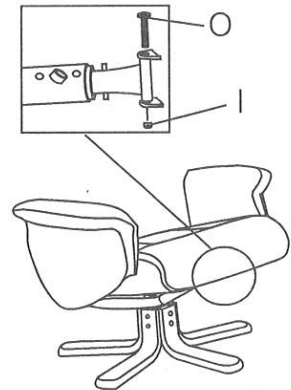
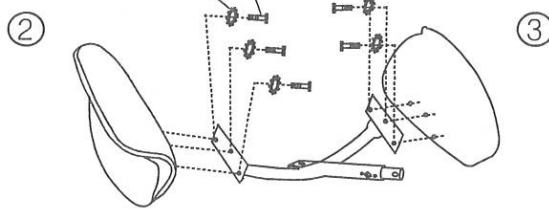
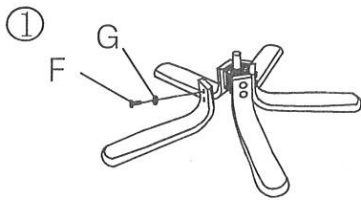
1pcs



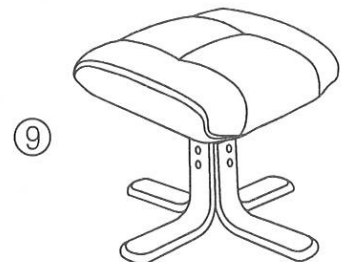
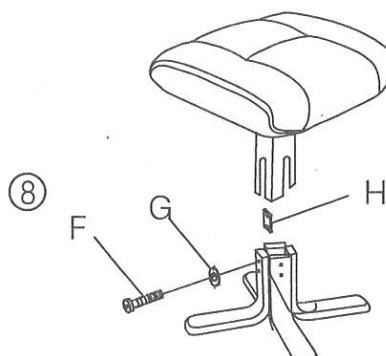
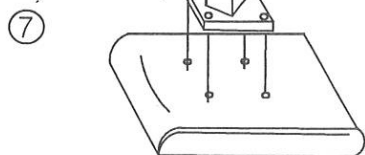
1pcs



Note: Suggest 2 persons to complete assembly.



Align the backrest & drillings prior to unzipping the back of armrest.



Warning:

- *Carefully unpack all parts before attempting to assemble.
- *If any parts are damaged, Please return to manufacturer.
- *Ensure all parts are included & complete prior to assembly.

N.B. The fittings for our recliner chairs should be tightened every 3 months, using the Allen key provided in the assembly pack .