
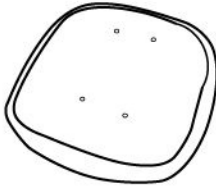




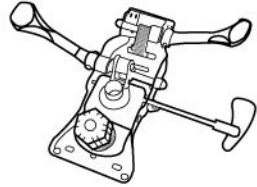
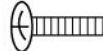

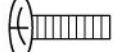
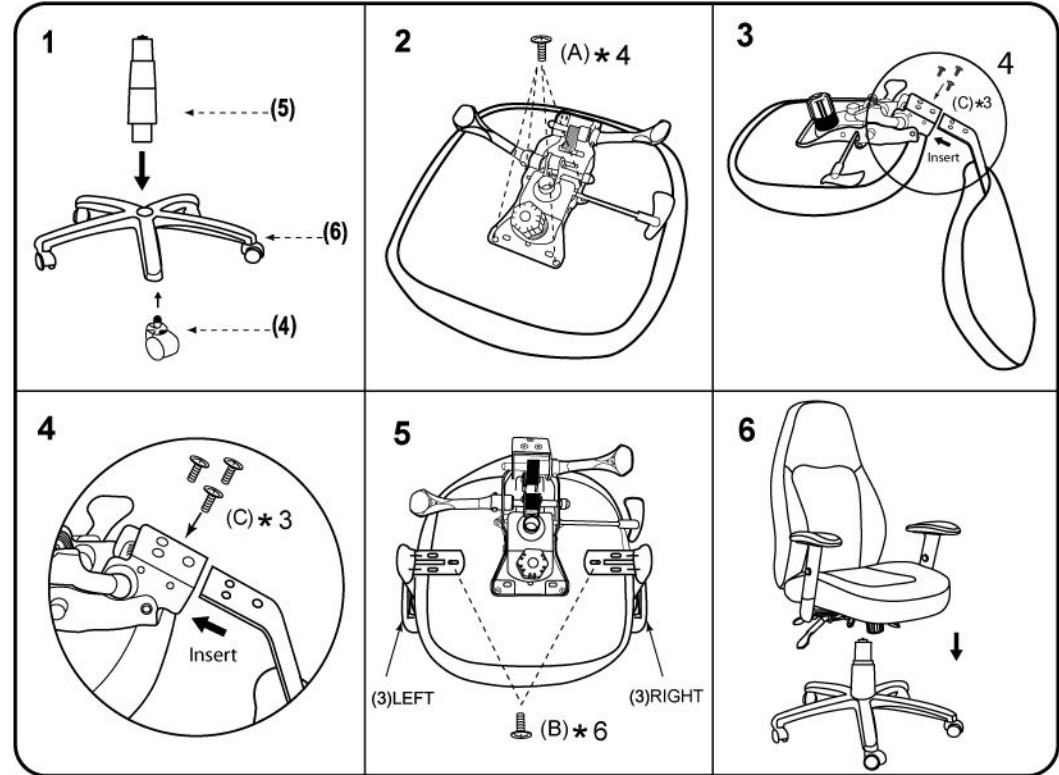


MODEL : RAP IDE B780

(1)x1  Back Cushion	(2)x1  Seat Cushion	(3)x1 (L)x1 (R)  Left-Arm Right-Arm
(4)x 5  Caster	(5)x1  Gas Lift W/ Cover	(6)x1  Nylon Base
(7)x1  Mechanism	<p>Please unscrew all screws from cushion before assembly.</p> <p>(A)*4  M6 * 22</p> <p>(B)*6  M6 * 30</p> <p>(C)*3  M8 * 22</p>	



It is important to assemble all parts so that the directional "Arrows" point in the same direction. Make certain that all screws are FULLY tightened before using the chair. For optimum use, maintenance for the chair is required. Every month, please check all screws and tighten any that may have loosened.



TEL:01234 328804 FAX:01234 342446

If you encounter any problems with the operation of your chair, please refer to the downloads section of our web site - www.teknikoffice.co.uk