




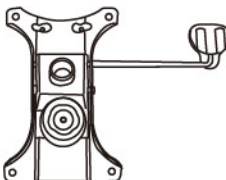







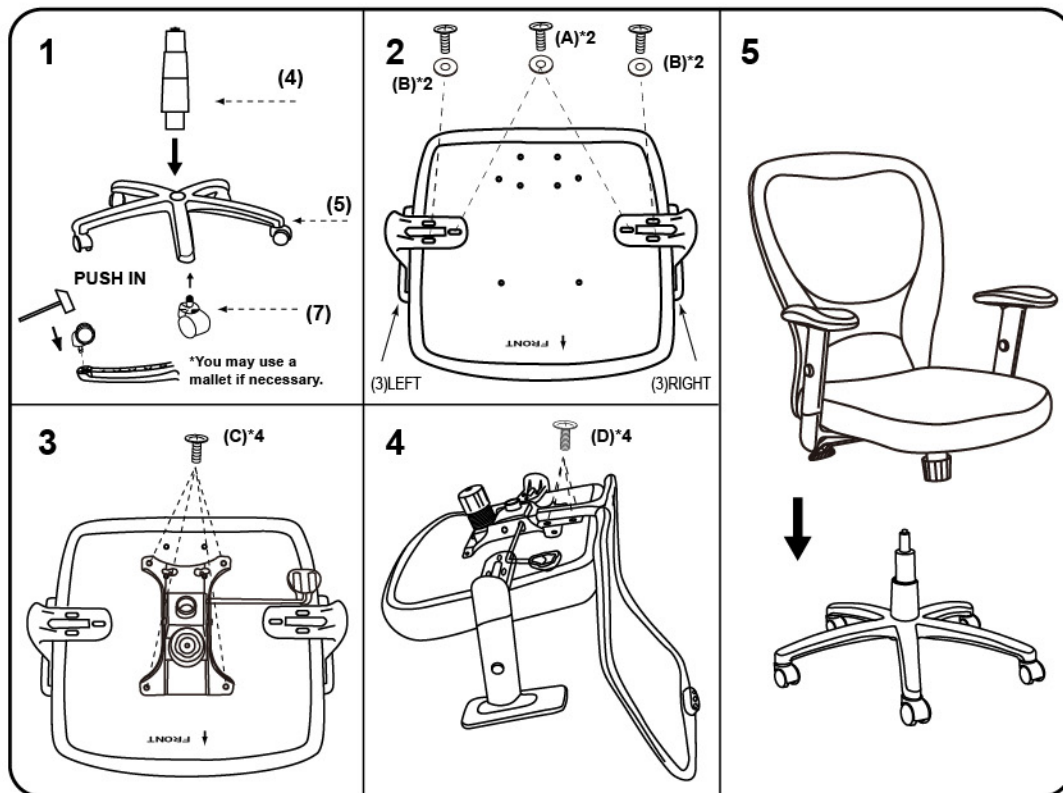


(1)x1	(2)x1	(3)x1 (L)x1 (R)
		
Back Cushion	Seat Cushion	Left-Arm-L Right-Arm-R
(4)x1	(5)x1	(6)x1
		
TU026 Gas Lift W/ Cover	TU005 Nylon Base	Mechanism
(7)x5	(A)x2   M6*30 ARM SCREW (B)x4   M6*36 ARM SCREW (C)x4  M8*22 MECHANISM SCREW (D)x4  M8*25 L-bar Screw	
		
TU015 Caster		



Insert and loosely tighten all screws. When assembly is completed, fully tighten all screws before using. This chair is only intended for sitting. Any other use will void the warranty.

Teknik Office Ltd, West One 63-67 Bromham Road, Bedford, MK40 2FG

TEL:01234 328804 FAX:01234 342446

If you encounter any problems with the operation of your chair, please refer to the downloads section of our web site - www.teknikoffice.co.uk